



STARK®

STRONG, STRONGER, STARK



STARK NL 1830R – 2800R RELAX ARTICULATED PLOW

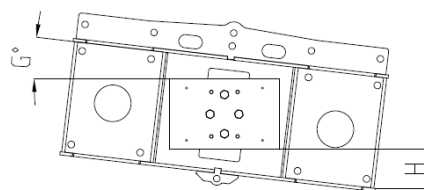
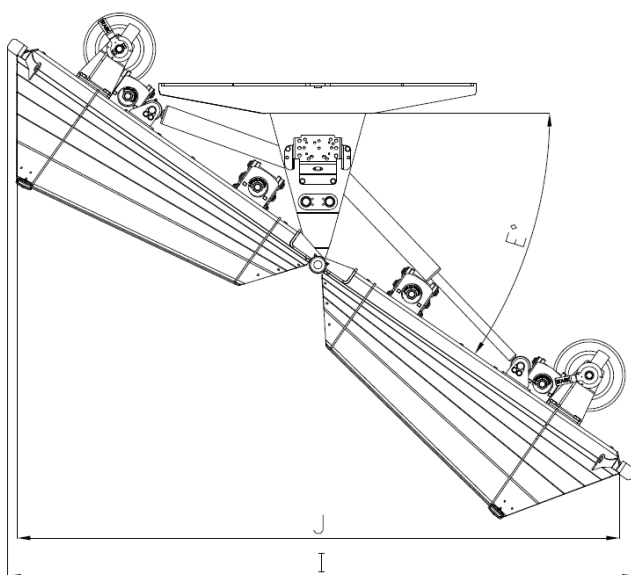
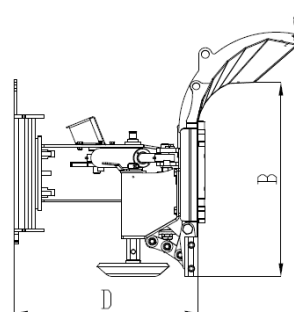
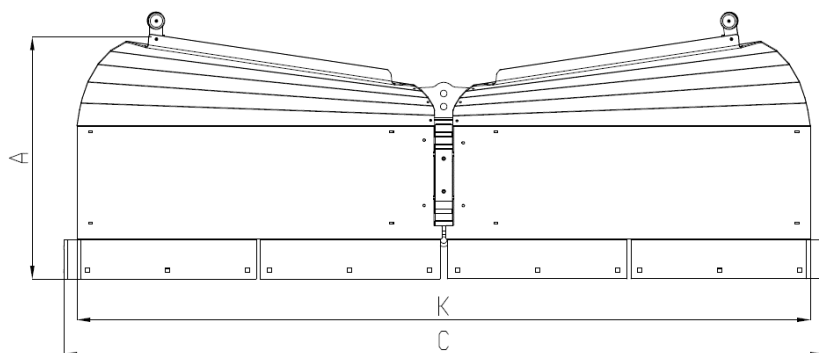
- Best functionality, efficiency and work result
- Excellent usability
- Durable and long-lasting



- The patented RELAX blade system enables very even plowing result.
- Integrated FLOATING FRAME closely follows the ground enabling excellent track. The sliding plates and the positioning of the flotation reduce bouncing of the plow while working.
- Wide range of motion ($\pm 35^\circ$) allow steering the load of snow into desired direction, collection from narrow spaces and pushing to the embankment.
- Excellent visibility due to low structure which increases work safety and efficiency. Well suited for tractors and small real estate maintenance machines. Casing construction is rigid for its weight.
- STARK FIT tool attachment system enables quick change between different base machines.
- Blades with standard measures and side wear pads.
- Standard equipment: RELAX, FLOATING FRAME and STARK FIT technologies, adjustable support legs, rotating support plates, edge wear pads, joint rubber, reflectors, hazard taping
- Accessories: multiple blade options, Led lights set, custom paint, multiple valve options



STARK attachments have been manufactured for over 35 years



Product	Wing max. height (mm)	Wing min. height (mm)	Wing width (mm)	Distance from fitting (mm)	Turning angle \pm (°)	Flotation angle (°)	Flotation height (mm)	Min. width with turning angle (mm)	Min. working width with angle (mm)	Length with blades (mm)	Weight (kg)
	A	B	C	D	E	G	H	I	J	K	
NL 1830R	850	715	1960	700	35	8	150	1600	1500	1860	390
NL 2440R	850	715	2500	700	35	8	150	2100	2000	2430	460
NL 2800R	925	740	2900	700	35	8	150	2400	2300	2800	580